

Evolution™ Extreme 26 Air Conditioner Evolution™ Extreme 24 Heat Pump

Version 7.00 Release Notes

March 15, 2020

Contents

| | |
|---|----|
| General | 1 |
| Copyright Notice | 2 |
| End User License Agreement..... | 2 |
| Revision History..... | 2 |
| Installation Instructions | 6 |
| Finding the Current Software Version..... | 6 |
| Downloading the Software Update | 8 |
| Installing the Software Update | 12 |

General



This document is provided in conjunction with the “bex” file [GSPD0700.bex](#) and the “bin” files [VFDxA029.bin](#), [VFSxA036.bin](#), which comprises the executable code for the following Bryant Evolution™ Extreme air conditioner and heat pump model numbers:

- 186CNV024000FAAA
- 186CNV024000FBAA
- 186CNV036000FAAA
- 186CNV036000FBAA
- 186CNV048000FAAA
- 186CNV048000FBAA
- 186CNV060000EAAA
- 186CNV060000EBAA
- 284ANV024000FAAA
- 284ANV024000FBAA
- 284ANV036000FAAA
- 284ANV036000FBAA
- 284ANV048000FAAA
- 284ANV048000FBAA
- 284ANV060000EAAA
- 284ANV060000EBAA

This software is ONLY compatible with these model outdoor units.

Detailed instructions on uploading this software into the Bryant Evolution™ Extreme air conditioner and heat pump are included in this document. The software release package is available through this link:

http://cacbdpapps.net/marketing/eula/Evolution_Extreme_24_V0700_eula.html

Evolution™ Extreme 26 Air Conditioner Evolution™ Extreme 24 Heat Pump

Version 7.00 Release Notes

March 15, 2020

Copyright Notice

Carrier Corporation is the copyright owner of this material. Copyright laws and international copyright treaties, as well as other intellectual property laws and treaties protect this software update package. User may not and shall not copy or otherwise reproduce or make available to any other party any part of or the entire software update package. The User may, however, make one (1) copy of Software for backup or archival purposes.

End User License Agreement

The user MUST read and accept the **End User License Agreement** included with this software package BEFORE downloading and using this software update package. If you do not accept the End User License Agreement, this software package must be deleted from your computer.

Revision History

Version 7.00 – (March 2021)

Version 7.00 software includes the following updates to the Bryant Evolution™ Extreme air conditioner and heat pump control:

Major Updates:

- Modified (41-13) “Defrost Timeout” to reduce occurrence. Lowered various defrost termination temperatures and adjusted defrost termination timeouts
- Support alternative sourcing of microcontroller

Defect fixes:

- Fixed defect where 2700 RPM startup did not complete even when 18F discharge superheat was achieved. This caused defrost to run at 2700 RPM instead of the expected 3000 RPM
- Fixed defect where a shutdown in cooling and subsequent startup in low ambient heating could fail to switch the reversing valve to the heating position. Forced outdoor fan off until pressure differential recovers and valve switches. Symptom of this problem is (61-13) or (61-53) “Reversing Valve Timeout Lockout”.

Version 6.00 – (January 2021)

Version 6.00 software includes the following updates to the Bryant Evolution™ Extreme air conditioner and heat pump control:

Major Updates:

- Implemented sump heat using VFD stator heat
- Implemented Indoor Coil Freeze Protection
- Improved coordination with system control for outdoor unit heating immediately after defrost cycle to reduce cold blow
- Implemented ALT/OST sensor for an AC unit as well as (53-01) “OST Open” and (53-02) “OST Shorted” diagnostics

Evolution™ Extreme 26 Air Conditioner Evolution™ Extreme 24 Heat Pump

Version 7.00 Release Notes

March 15, 2020

- Improved compressor envelope management in regard to changes in maximum discharge pressure. Made it less sensitive to 35-11 “Compressor High Compression Limiting” diagnostic

Defect fixes:

- Resolved an issue where the reversing valve did not switch on entrance to defrost because of startup control in low suction pressure mode, or because compressor envelope management was holding the compressor speed below 2700 RPM
- Resolved an issue where defrost did not properly terminate when
 - Outdoor fan failed to turn off after a reversing valve switch
 - A malfunction occurs during heat pump defrost
 - A 50 PSI differential (DP-SP) is not achieved to support reversing valve transition within a 10-minute (61-13) timeout diagnostic
- Resolved an issue where compressor restart was delayed awaiting a proper coil / ambient temperature difference (after defrost)
- Resolved an issue where a 3T VFD with a 4/5T PCM model plug did not properly flag (25-63) “VFD System Lockout - Model Mismatch”
- Resolved an issue where status code recall would sometimes show currently active diagnostic codes instead of previous active codes.
- Resolved an issue where an abrupt power down could corrupt the diagnostic record
- Resolved an issue where diagnostic code (17-06) “Lost BTM Communication” was incorrectly activated
- Adjusted compressor speed and indoor airflow which caused diagnostic codes (31-11) and (31-58) “Compressor High Pressure Limit” to activate for some equipment combinations
- Resolved an issue where diagnostic code (32-59) “Low Pressure Lockout” was incorrectly activated
- Resolved an issue where diagnostic code “(39-15) “Unexpected Fan Shutdown” was incorrectly activated
- Resolved an issue where diagnostic codes defect of false (66-41) “VFD Control Relay Open Lockout”, (66-42) “VFD Control Relay Shorted Lockout”, (82-13) “VFD Reset with Power Dropout” and (88-15) “VFD Internal Fault – Unexpected Reset” were incorrectly activated
- Resolved an issue where diagnostic code (81-58) “VFD System Lockout – Wiring Error” was incorrectly activated
- Resolved an issue where diagnostic codes (86-06) “VFD System Fault - Communication”, or (82-13) “VFD Reset with Power Dropout” were incorrectly activated

Evolution™ Extreme 26 Air Conditioner Evolution™ Extreme 24 Heat Pump

Version 7.00 Release Notes

March 15, 2020

Version 5.00 (November 2020)

Version 5.00 software includes the following updates to the Bryant Evolution™ Extreme air conditioner and heat pump control:

Major Updates:

Defect fixes:

- Fixed defect that may occur in heat pump system during defrost when system could become “stuck in defrost” mode for up to 4 hours

Version 4.00 (August 2020)

Version 4.00 software includes the following updates to the Bryant Evolution™ Extreme air conditioner and heat pump control:

Major Updates:

- Implemented (Silencer System II™).
- Enhanced matrix display and STATUS LED display.
- Implemented compressor reverse wiring diagnostic and modified various diagnostic messages for consistency with service manual.
- Enhanced logic for model plug discrimination.
- Enhanced cooling capacity and indoor airflow to improve dehumidification control.
- Enhanced VFD temperature control and diagnostic.
- Modified 5 EXV diagnostics to be local.
- Allow reprogramming of the VFD in presence of various VFD active diagnostics.

Defect fixes:

- Reduced opportunity for high pressure during furnace transition to heating.
- Fixed defect of shutdown on 3T HP before or after defrost on code 85-xx or 82-xx
- Fixed defect related to loss of suction superheat at subzero ambient temperature
- Fixed defect where (83-57) “VFD Compressor Lockout - Current 1” was erroneously set

Version 3.00 (April 2020)

Version 3.00 software includes the following updates to the Bryant Evolution™ Extreme air conditioner and heat pump control:

Major Updates:

- Enhanced communication stability with system control.
- Enhanced the reporting of diagnostic codes to system control and service technician mobile application.
- Enhanced reliability of EXV positioning.

Evolution™ Extreme 26 Air Conditioner Evolution™ Extreme 24 Heat Pump

Version 7.00 Release Notes

March 15, 2020

Defect fixes:

- Reduced false diagnostic codes and adjusted recovery time for several diagnostics.
- Fixed defect for compressor speed control with low suction pressure during startup
- Fixed defect for outdoor fan slow ramp during startup/shutdown, as well as the fan starting after the compressor
- Fixed defect for stuck in startup compressor speed, and stuck in suction pressure control after defrost
- Fixed defect preventing VFD reprogramming in fault conditions.
- Fixed defect regarding reprogramming "serial flash erase error"
- Fixed defects for charging pump down, evacuation, and sub-cooling
- Fixed defect in incorrect fan speed control when outside temperature is above 115°F

Evolution™ Extreme 26 Air Conditioner Evolution™ Extreme 24 Heat Pump

Version 7.00 Release Notes

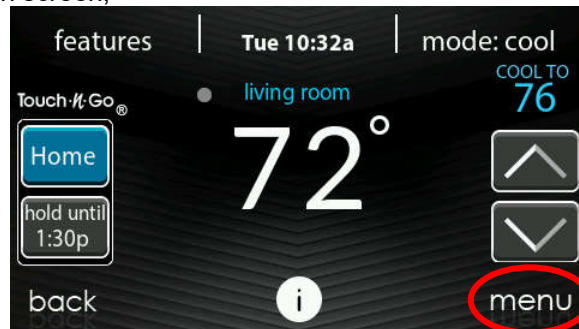
March 15, 2020

Installation Instructions

Finding the Current Software Version

Before starting the software installation process, the current software version may be determined as follows:

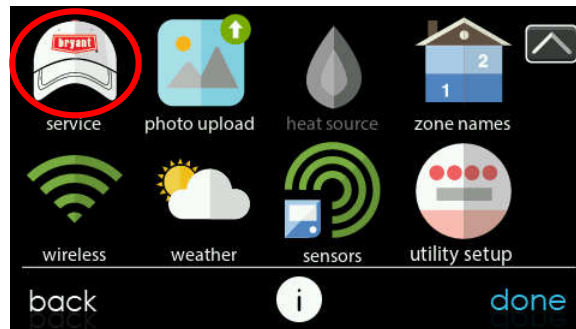
Press **menu** on the Main screen,



and then the down-arrow to go to the second menu screen.



Touch **service** icon.

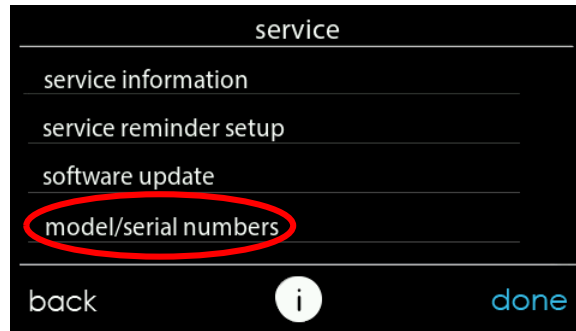


Evolution™ Extreme 26 Air Conditioner Evolution™ Extreme 24 Heat Pump

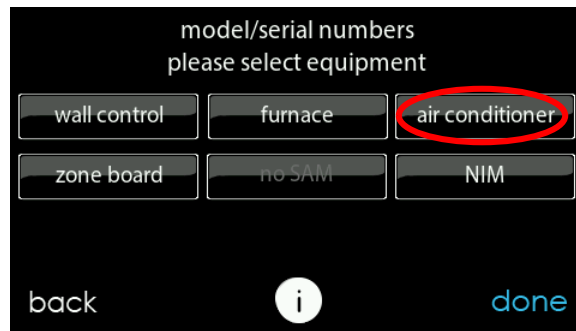
Version 7.00 Release Notes

March 15, 2020

Touch **model/serial numbers** on the resulting screen.

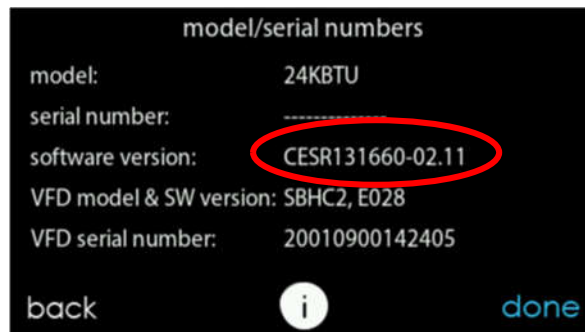


Touch **air conditioner** or **heat pump** on the resulting screen.



View the Software Version number.

Software Version 131660-02.11, for example, is the software version 2.11.



Evolution™ Extreme 26 Air Conditioner Evolution™ Extreme 24 Heat Pump

Version 7.00 Release Notes

March 15, 2020

Downloading the Software Update

Software updates are provided over-the-air (OTA), or uploaded manually using a microSD memory device. The following instructions apply to the manual update process.

You will obtain best results using a MicroSD card that is between 4GB and 32GB in size, and formatted as a FAT32 device. Any other formatting (NTFS, exFAT, etc.) will result in an error of “please insert MicroSD card.”

To perform a control software update, follow these steps:

- Click on this link to obtain the updated software:

http://cacbdpapps.net/marketing/eula/Evolution_Extreme_24_V0700_eula.html

If the link does not work properly, copy the link into your browser web address window and open the link.

NOTE: You may NOT distribute the software itself. You may only distribute the link to the software, or this document.

- Read the End User License Agreement (EULA).

END USER LICENSE AGREEMENT FOR CARRIER RESIDENTIAL HVAC PRODUCT FIRMWARE & SOFTWARE UPDATES

BY DOWNLOADING, INSTALLING OR USING THE SOFTWARE, YOU AGREE TO BE BOUND BY THIS END USER LICENSE AGREEMENT (THE “AGREEMENT”). IF YOU DO NOT AGREE, DO NOT INSTALL, COPY OR USE THE SOFTWARE; YOU MUST DELETE OR DESTROY ANY COPY IN YOUR POSSESSION OR CONTROL. This Agreement is between you (“you” or “your”) and Carrier Corporation (“Licensor”) for the product firmware and software intended to be used with Carrier Residential HVAC products that accompany this Agreement, including all associated media, printed or electronic documentation, and internet-based services (collectively, the “Software”).

IF YOU ARE A CONTRACTOR ACCEPTING THIS AGREEMENT ON BEHALF OF A CONSUMER, YOU REPRESENT YOU HAVE THE CONSUMER’S CONSENT TO ACCEPT IT ON THEIR BEHALF.

1. License Grants. During the term of this Agreement and conditioned upon your full compliance with all of the Agreement’s terms and conditions, Licensor grants to you the following licenses:

A. *Software.* Licensor grants to you a personal, nonexclusive, nonsublicensable, nontransferable revocable license to install and use the Software solely in connection with your use of Carrier Residential HVAC products.

B. *Documentation.* Licensor grants to you a personal, nonexclusive, nonsublicensable, nontransferable, revocable license to make and use a reasonable number of copies of documentation provided with the Software for your internal use in connection with your use of the Software; provided that you reproduce all copyright and other proprietary notices that are on the original copies.

2. License Limitations. The license(s) granted in Section 1 are conditioned upon your compliance with the following limitations:

A. *Reverse Engineering.* You may not decompile, decipher, disassemble, reverse engineer or otherwise attempt to access source code of the Software, or circumvent any technical limitations in the Software that limit or restrict access to or use of the Software or any content, file, or other work, except as expressly permitted by applicable law notwithstanding this limitation.

B. *No Distribution, Rental or Transfer.* You may not distribute, publish, rent, lease, lend, transfer, sublicense, disclose or otherwise provide

Evolution™ Extreme 26 Air Conditioner Evolution™ Extreme 24 Heat Pump

Version 7.00 Release Notes

March 15, 2020

- At the bottom of the EULA, choose “Yes” if you accept the agreement. If you do not wish to accept the agreement, you will not be able to download the software update.

NOTE: EACH user must accept the EULA each time the software is downloaded. You may NOT distribute the software itself. You may only distribute the link to the software, or this document.

provisions. Each party consents to exclusive jurisdiction and venue in the state and federal courts in Indianapolis, IN for any and all disputes, claims and actions arising from or in connection with the Software and this Agreement. The United Nations Convention on Contracts for the International Sale of Goods does not apply to this Agreement.

11. Limitation of Time to File Claims. ANY CAUSE OF ACTION OR CLAIM YOU MAY HAVE ARISING OUT OF OR RELATING TO THIS AGREEMENT OR THE SOFTWARE MUST BE COMMENCED WITHIN ONE (1) YEAR AFTER THE CAUSE OF ACTION ACCRUES; OTHERWISE, SUCH CAUSE OF ACTION OR CLAIM IS PERMANENTLY BARRED.


12. General. The section titles in this Agreement are used solely for the parties' convenience and have no legal or contractual significance. Any list of examples following "including" or "e.g.," is illustrative and not exhaustive, unless qualified by terms like "only" or "solely." Licensor's failure to act with respect to a breach by you or others does not waive its right to act with respect to subsequent or similar breaches. No waiver of any provision of this Agreement will be effective unless it is in a signed writing, and no waiver will constitute a waiver of any other provision(s) or of the same provision on another occasion. If a court of competent jurisdiction holds any term, covenant or restriction of this Agreement to be illegal, invalid or unenforceable, in whole or in part, the remaining terms, covenants and restrictions will remain in full force and effect and will in no way be affected, impaired or invalidated. You may not assign, transfer or sublicense this Agreement or your rights (if any) under this Agreement. This Agreement will be binding upon all successors and assigns. This Agreement constitutes the entire agreement between you and Licensor with respect to the Software and merges all prior and contemporaneous communications and proposals, whether electronic, oral or written, between you and Licensor with respect to the Software. All notices to Licensor in connection with this Agreement must be in writing and will be deemed given as of the day they are deposited in the U.S. mails, postage prepaid, certified or registered, return receipt requested or sent by overnight courier, charges prepaid to the address set forth below.

I agree to the terms of this License Agreement and desire to access the software.*

[Yes](#)

[No](#)

- Use the Download link provided in the EULA document to download the software update package.



Thank you for agreeing to the
END USER LICENSE AGREEMENT.
You may now access the software.

[Download](#)

[Return](#)

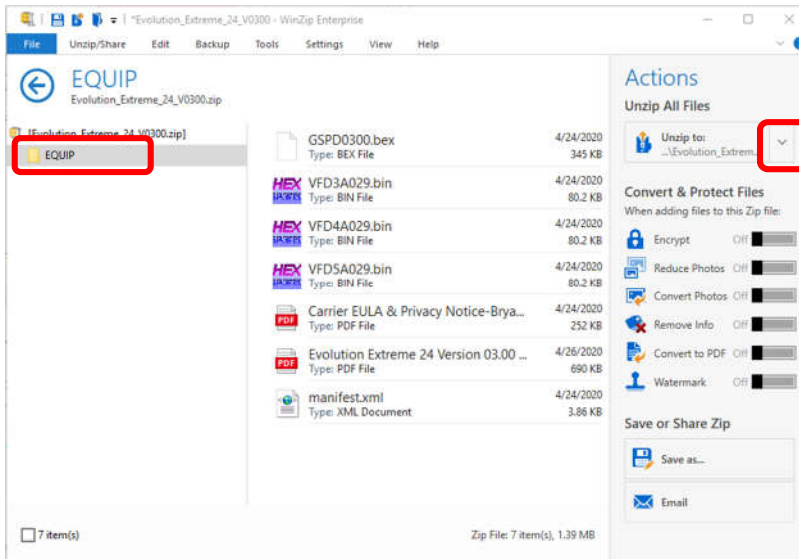
Evolution™ Extreme 26 Air Conditioner Evolution™ Extreme 24 Heat Pump

Version 7.00 Release Notes

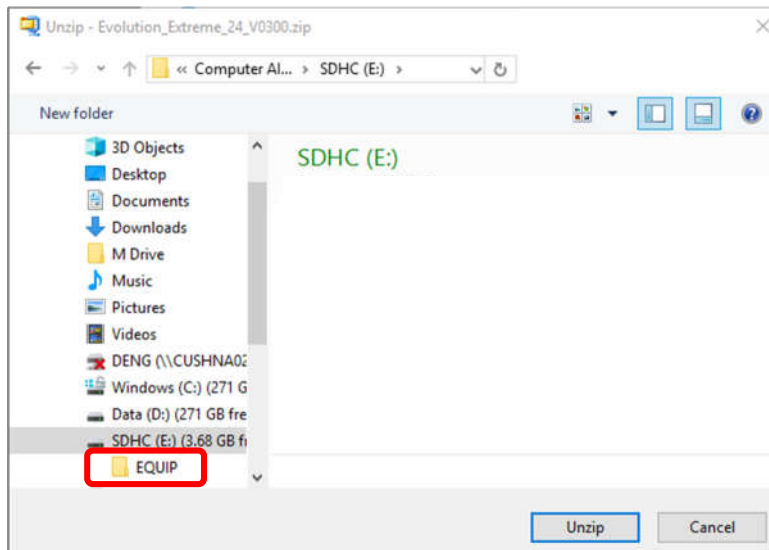
March 15, 2020

- Once the file has been downloaded, open it in WinZip. Select the **EQUIP** folder, then the **Unzip to** action.

NOTE: The names of the files in the images below are examples, and will change with the latest version numbers.



- Choose the MicroSD memory device as the location to which to extract the folder from the zip file. This will create a new **EQUIP** folder, or over-write the existing **EQUIP** folder and any files contained within it. Click **Unzip**.



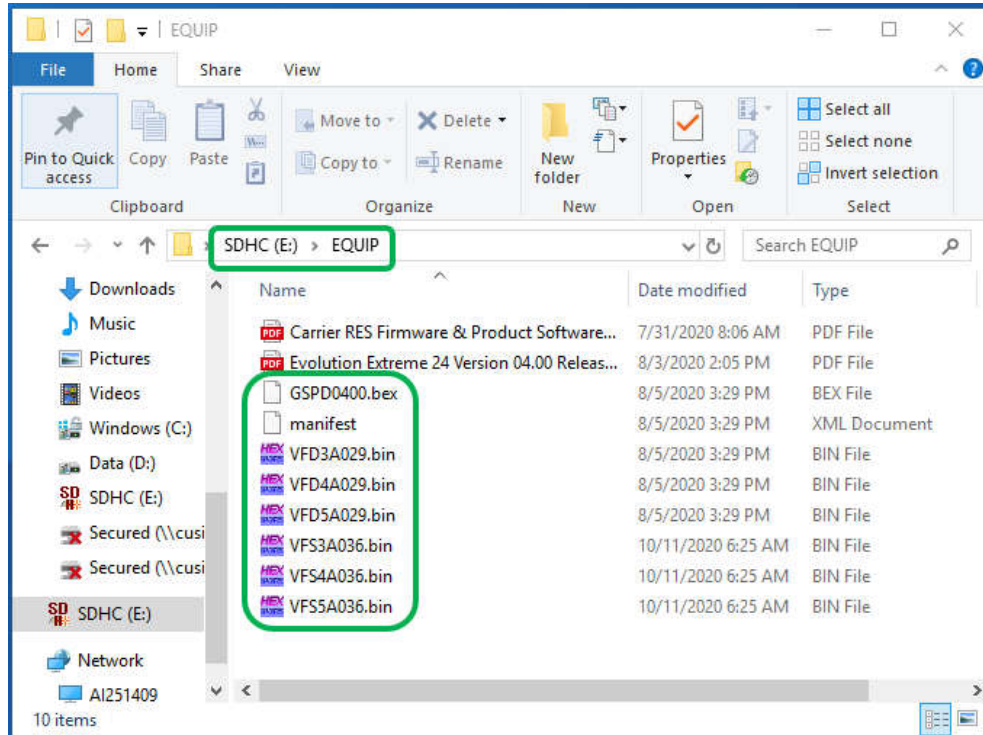
Evolution™ Extreme 26 Air Conditioner Evolution™ Extreme 24 Heat Pump

Version 7.00 Release Notes

March 15, 2020

- Verify that the files, including the [manifest.xml](#), [GSPD0700.bex](#), [VFSxA036.bin](#) and [VFDxA029.bin](#) files, have been extracted into the EQUIP folder of the MicroSD device.

NOTE: The names of the files in the images below are examples, and will change with the latest version numbers.



Next, eject the MicroSD from the PC and go on to the installation, below.

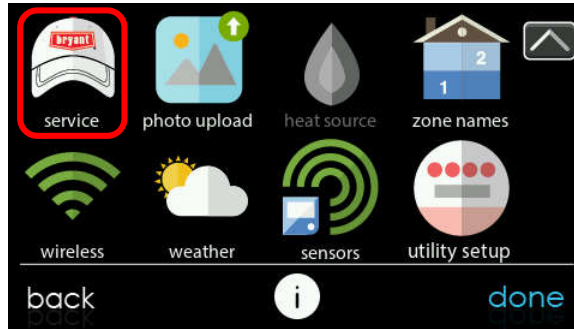
Evolution™ Extreme 26 Air Conditioner Evolution™ Extreme 24 Heat Pump

Version 7.00 Release Notes

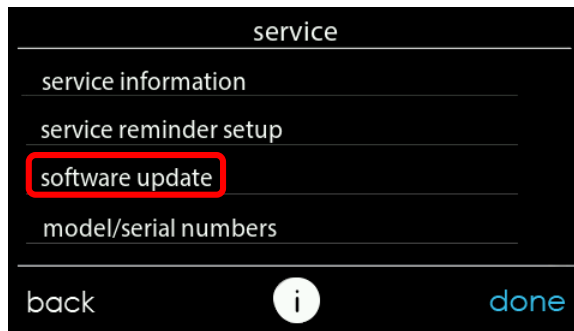
March 15, 2020

Installing the Software Update

- From the **MENU** screen, select the **service** icon.



- Select **software update**. If this option does not appear, your dealer will need to install your software. Contact your dealer for assistance.



- Select **update software using MicroSD card**.



Evolution™ Extreme 26 Air Conditioner Evolution™ Extreme 24 Heat Pump

Version 7.00 Release Notes

March 15, 2020

- Select **air conditioner software** or **update heat pump software update**



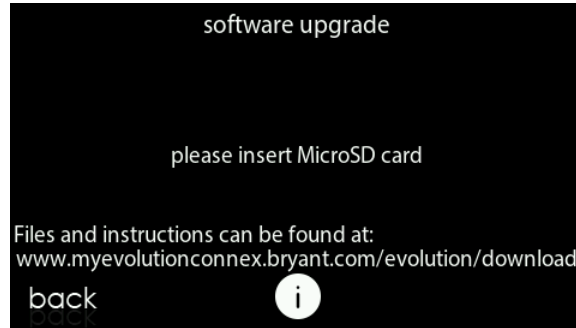
Evolution™ Extreme 26 Air Conditioner Evolution™ Extreme 24 Heat Pump

Version 7.00 Release Notes

March 15, 2020

- Plug the MicroSD card into the bottom of the control.

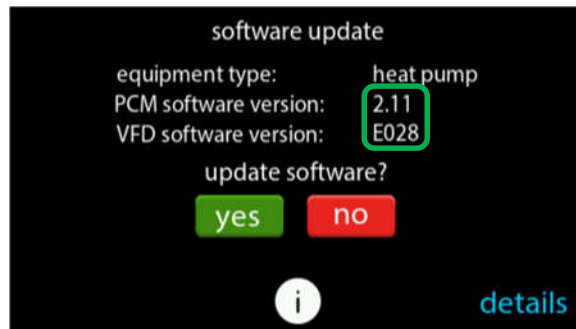
If this screen continues to appear, recheck the device and formatting. See the download section.



- If the .bex file is stored properly on the MicroSD device, this screen will appear. If the screen says, “Please insert MicroSD Device”, remove the MicroSD device and re-insert. If it still does not show the screen, below, go back to the download part and retry.

NOTE: The names of the files in the images below are examples, and will change with the latest version numbers.

Press **yes** to continue with the software upgrade. The upload to the air conditioner or heat pump may take a long time, up to 45 minutes. During this time, the air conditioner or heat pump will continue to operate as normal.

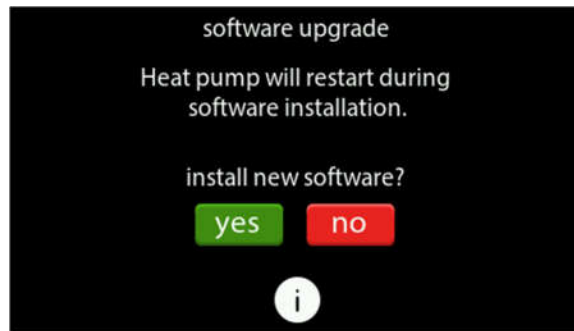


Evolution™ Extreme 26 Air Conditioner Evolution™ Extreme 24 Heat Pump

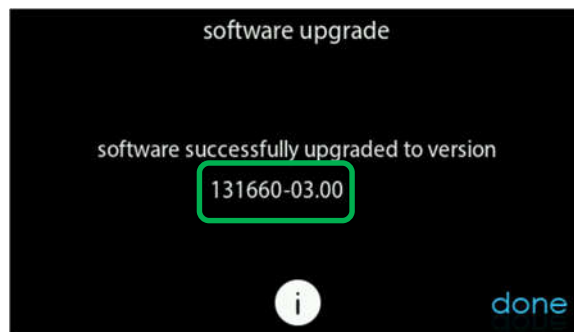
Version 7.00 Release Notes

March 15, 2020

- When the software is downloaded to the air conditioner or heat pump, the following screen will appear. Press **yes** to install the new software. The air conditioner or heat pump control will restart to complete the installation. This should only take a few minutes.



- When the software upgrade is complete, a "successful" message will appear.



- This completes the software upgrade process.
You may want to confirm the new software version, as described above.